









Capacity Chart

Wyndham Grand Jupiter at Harbourside Place

Room Name	Dimensions	Area	Max Ceiling Height								
				Theater	Chevron	Classroom	staggard 6 foot rounds	Conference	U-shape	Hollow	Reception
Beacon Room	37 ft x 59 ft x 12 ft	1,259 ft ²	12.9 ft	100	92	30	50	16	16	16	132
Beacon Terrace	29 ft x 57 ft x 14 ft	811 ft ²	15 ft	N/A	N/A	N/A	N/A	N/A	N/A	N/A	50
Dunes	33 ft x 49 ft x 11 ft	1,396 ft ²	12 ft	120	100	75	100	36	30	42	146
Dunes A	33 ft x 29 ft x 11 ft	908 ft ²	12 ft	70	60	50	60	27	24	36	95
Dunes B	24 ft x 20 ft x 11 ft	487 ft ²	12 ft	50	40	21	40	18	18	18	51
Loggerhead Boardroom	23 ft x 19 ft x 11 ft	377 ft ²	12 ft	N/A	N/A	N/A	N/A	12	N/A	N/A	N/A
Mangrove Deck	100 ft x 100 ft x 11 ft	4,472 ft ²	25 ft	220	N/A	N/A	250	N/A	N/A	N/A	470
Osprey	24 ft x 18 ft x 11 ft	398 ft ²	12 ft	28	28	21	40	12	15	18	41
Pelican	24 ft x 17 ft x 11 ft	392 ft ²	11.9 ft	28	28	21	40	12	15	18	41
Pre-function	97 ft x 167 ft x 13 ft	7,837 ft ²	13.9 ft	N/A	N/A	N/A	N/A	N/A	N/A	N/A	700
Preserve Ballroom	62 ft x 106 ft x 13 ft	5,035 ft ²	13.9 ft	540	500	320	380	N/A	N/A	N/A	530
Preserve A	62 ft x 42 ft x 13 ft	2,071 ft ²	13.9 ft	200	185	120	144	48	45	54	220
Preserve B	54 ft x 33 ft x 13 ft	1,544 ft ²	13.9 ft	180	175	100	120	30	39	42	162
Preserve A-B	62 ft x 75 ft x 13 ft	3,615 ft ²	13.9 ft	380	360	220	264	78	84	96	382
Preserve C	54 ft x 31 ft x 13 ft	1,420 ft ²	13.9 ft	160	140	100	120	30	39	42	148
Preserve B-C	54 ft x 64 ft x 13 ft	2,963 ft ²	13.9 ft	340	315	200	240	60	78	84	310